



**KENCANA  
ENERGY**

Renewable energy today and tomorrow

---

Public Expose

**PT KENCANA ENERGI LESTARI TBK**

Ballroom Maqna Residence  
Rabu, 29 Juli 2020



## Disclaimer & Forward Looking Statements

- This presentation contains certain forward looking statements and forward looking financial information. Such statements and financial information are based on certain assumptions and involve known and unknown risks, uncertainties and other factors which may cause the actual results, performance or achievements of PT Kencana Energi Lestari Tbk (the "Company") to be materially different from those forecasts. The inclusion of such statements and information should not be regarded as a representation, warranty or prediction with respect to the accuracy of the underlying assumptions by the Company, or any other person, or that the forecast results will or are likely to be achieved.
- This presentation is for information purposes only and does not constitute or form part of an offer, solicitation or invitation of any offer, to buy or subscribe for any securities, nor should it or any part of it form the basis of, or be relied in any connection with, any contract or commitment whatsoever.



The first Indonesian  
public company with  
operating hydro power plants

*(listed on the Indonesian Stock Exchange at September 2<sup>nd</sup>, 2019)*



# Group Structure



20% Public | 30.3% PT Paramata Indah Lestari | 49.7% Founders



## PT KENCANA ENERGI LESTARI TBK





# Operation Highlights

📍 *PLTA Air Putih 21 MW, Bengkulu*



# Our Projects



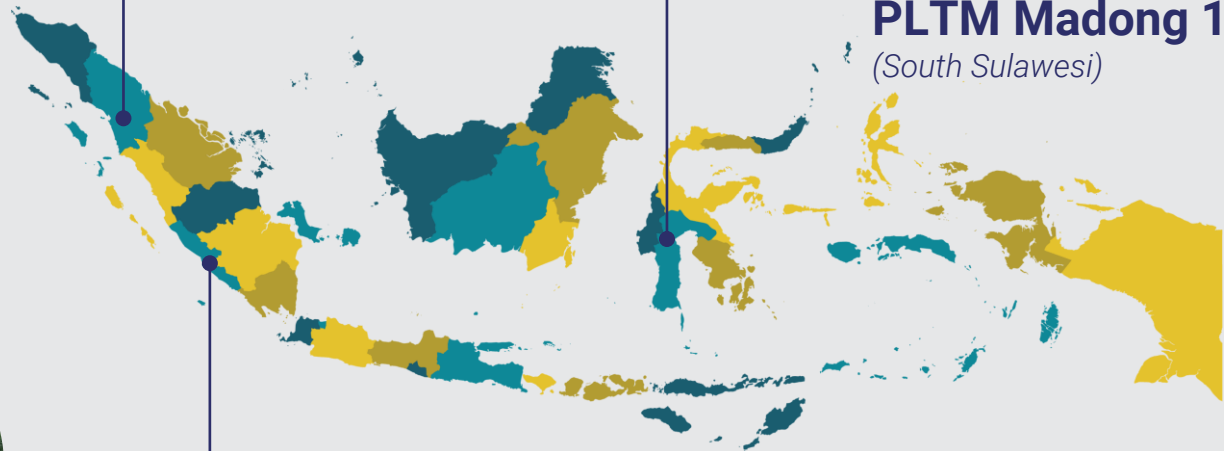
**PLTA Pakkat 18 MW**  
(North Sumatera)



**PLTM Madong 10 MW**  
(South Sulawesi)



**PLTA Air Putih 18 MW**  
(Bengkulu)





## Our Projects



**30 years**

Power Purchase Agreement

**Take or Pay**

Contract Scheme

**BOOT**

Build, Own, Operate, Transfer

**COD**

Commercial Operation Date on February 2018

**PLTA  
Pakkat  
18 MW**  
(North Sumatera)



Our  
Projects

# PLTA Air Putih 21 MW

(Bengkulu)



Bangun  
Tirta  
Lestari



KENCANA  
ENERGY



**30 years**

Power Purchase  
Agreement

**Take or Pay**

Contract  
Scheme

**BOOT**

Build, Own,  
Operate,  
Transfer

**COD**

Commercial  
Operation Date  
on January 2020





## Our Projects

# PLTM Madong 10 MW (South Sulawesi)



Nagata  
Dinamika  
Hidro  
Madong



KENCANA  
ENERGY

**20 years**

Power Purchase  
Agreement

**Take or Pay**

Contract  
Scheme

**BOO**

Build, Own,  
Operate

**Construction**

Commencement on  
Q4 / 2019


**COD Plan**

Estimated Commercial Operation  
Date on Q1 / 2022



## Project Development

### Current Projects

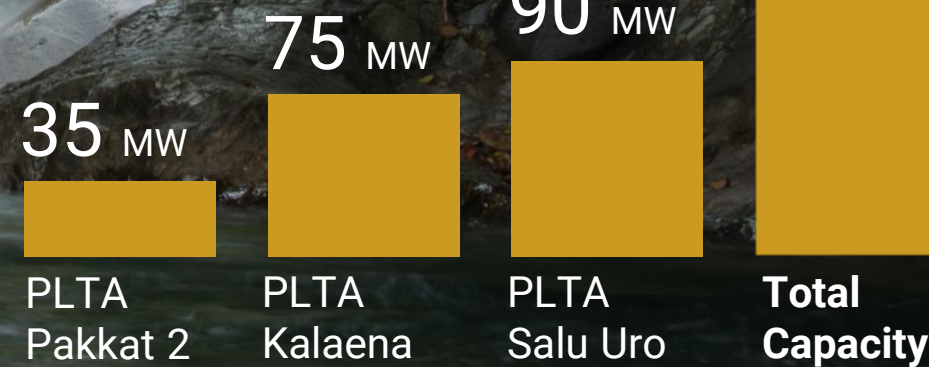


### Future Projects

**> 400%**

Potential Growth

**200<sub>MW</sub>**





## Future Projects

**49** MW

Current Project

**PLTA PAKKAT**      **18 MW**  
*North Sumatera*

**PLTA AIR PUTIH**      **21 MW**  
*Bengkulu*

**PLTM MADONG**      **10 MW**  
*South Sulawesi*

**200** MW

Project Development

**PLTA PAKKAT 2**      **35 MW**  
*North Sumatera*

**PLTA KALAENA**      **75 MW**  
*South Sulawesi*

**PLTA SALU URO**      **90 MW**  
*South Sulawesi*

**> 4x** Potential Growth

**> 200** MW

Project Pipeline

**PLTB**      **PLTBm**  
*Wind*      *Biomass*

**PLTS**      **PLTBg**  
*Solar PV*      *Biogas*

**PLTP**  
*Geothermal*

**> 8x** Potential Growth



# Operation Highlights



## 2019 Achievement



PLTA  
**PAKKAT**  
*(North Sumatera)*

**18**  
MW

**95** GWh  
*Minimum Production*

**104** GWh  
*Total Production*

## 2020 Forecast



PLTA  
**PAKKAT**  
*(North Sumatera)*

**18**  
MW

**95** GWh  
*Minimum Production*

**210** GWh  
*Total Production*



PLTA  
**AIR PUTIH**  
*(Bengkulu)*

**21**  
MW

**115** GWh  
*Minimum Production*

**> 102%**  
*Production Growth*



KENCANA  
ENERGY




# Corporate Social Responsibility





Corporate  
Social  
Responsibility





Humbang Hasundutan Regency, North Sumatera

→  
Corporate  
Social  
Responsibility



**Landslide  
Natural  
Disaster**





# Corporate Social Responsibility



## COVID-19 Solidarity Responses

- Social Donation
- Disinfectants
- Face Masks

Pakkat District, North Sumatera



Madong, South Sulawesi



Bengkulu







# Financial Highlights





## Business Strengths



### Long-term

Supply  
Contract



### Strong

Asset  
Base



### Stable

Cash Flow  
Generation



### Efficiency

Enhancement  
Opportunities



### Low

Operation and  
Maintenance Cost



### Leading

& Defensible  
Market Position



### Proven

Management  
Team



### Future

Growth  
Opportunities



## Quarterly Performance

### → Balance Sheet

	FY 2019	Q1 2020 Statements	
Asset	260.8 million USD	259.4 million USD	↓ (0.6%)
Liability	109.6 million USD	100.0 million USD	↓ (8.7%)
Equity	151.2 million USD	159.3 million USD	↑ + 5.4%

### → Revenue & Net Profit

	Q1 2019	Q1 2020 Statements	
Revenue	5.7 million USD	4.0 million USD	↓ (29.1%)
Net Profit	2.4 million USD	8.1 million USD	↑ + 241.3%
Net Profit Margin	41.9 % (NPM)	201.5 % (NPM)	↑ + 381.3%



2020  
Forecast



**Minimum  
Production**

2019 Achievement

104  
GWh

2020 Forecast 

210  
GWh

> 102%  
Growth



**Revenue**

USD  
23,677,334

USD  
31,972,785

> 35%  
Growth



**Net Profit**

USD  
3,648,254

USD  
9,633,543

> 164%  
Growth



2020  
Projection

→ **Balance Sheet**

	FY 2019	FY 2020 Forecast	
<b>Asset</b>	<b>260.8</b> million USD	<b>287.9</b> million USD	↑ + 10.4%
<b>Liability</b>	<b>109.6</b> million USD	<b>127.4</b> million USD	↑ + 16.2%
<b>Equity</b>	<b>151.2</b> million USD	<b>160.5</b> million USD	↑ + 6.1%

→ **Revenue & Net Profit**

	FY 2019	FY 2020 Forecast	
<b>Revenue</b>	<b>23.7</b> million USD	<b>32.0</b> million USD	↑ + 35.0%
<b>Net Profit</b>	<b>3.6</b> million USD	<b>9.6</b> million USD	↑ + 164.1%
<b>Net Profit Margin</b>	<b>15.4</b> % (NPM)	<b>30.1</b> % (NPM)	↑ + 95.5%



# Financial Ratio

	FY 2018	FY 2019
Gross Profit Margin	<b>63.23%</b>	<b>43.86%</b>
Net Profit Margin	<b>26.13%</b>	<b>15.41%</b>
Return on Asset	<b>2.95%</b>	<b>1.40%</b>
Return on Equity	<b>5.63%</b>	<b>2.41%</b>
Current Ratio	<b>0.52</b>	<b>0.52</b>
Liabilities to Equity Ratio	<b>0.90</b>	<b>0.72</b>
Liabilities to Asset Ratio	<b>0.48</b>	<b>0.42</b>

*(Based on the 2019 Annual Report)*



KENCANA  
ENERGY

# Renewable Energy Potential in Indonesia

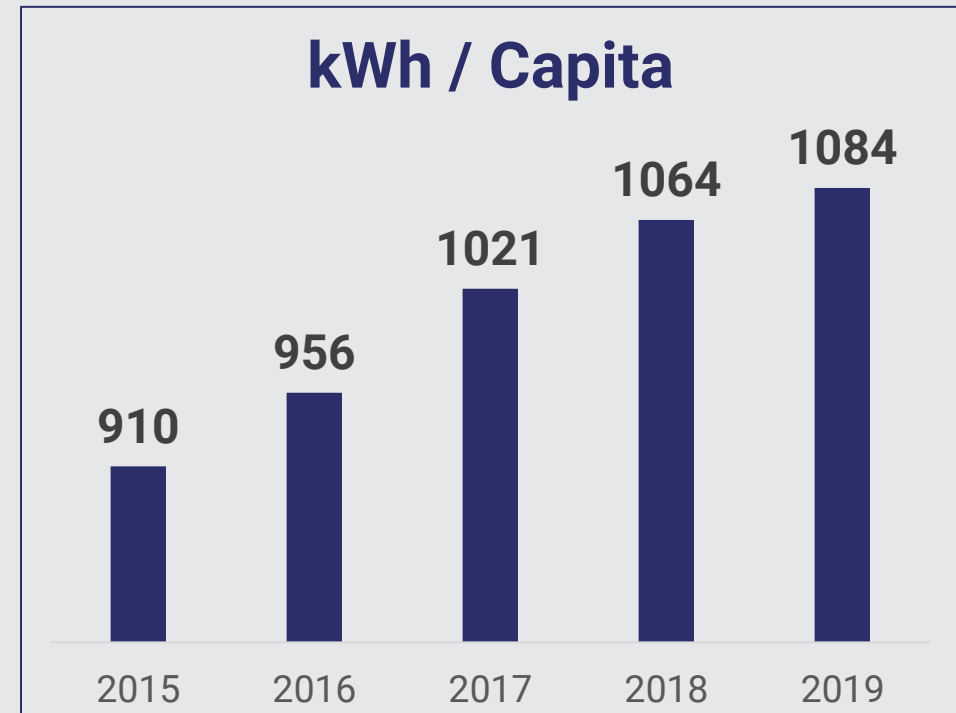
 *PLTA Air Putih 21 MW, Bengkulu*



Renewable  
Energy

## Increasing National Electricity Consumption

*Moving towards advanced  
countries' consumption trend*



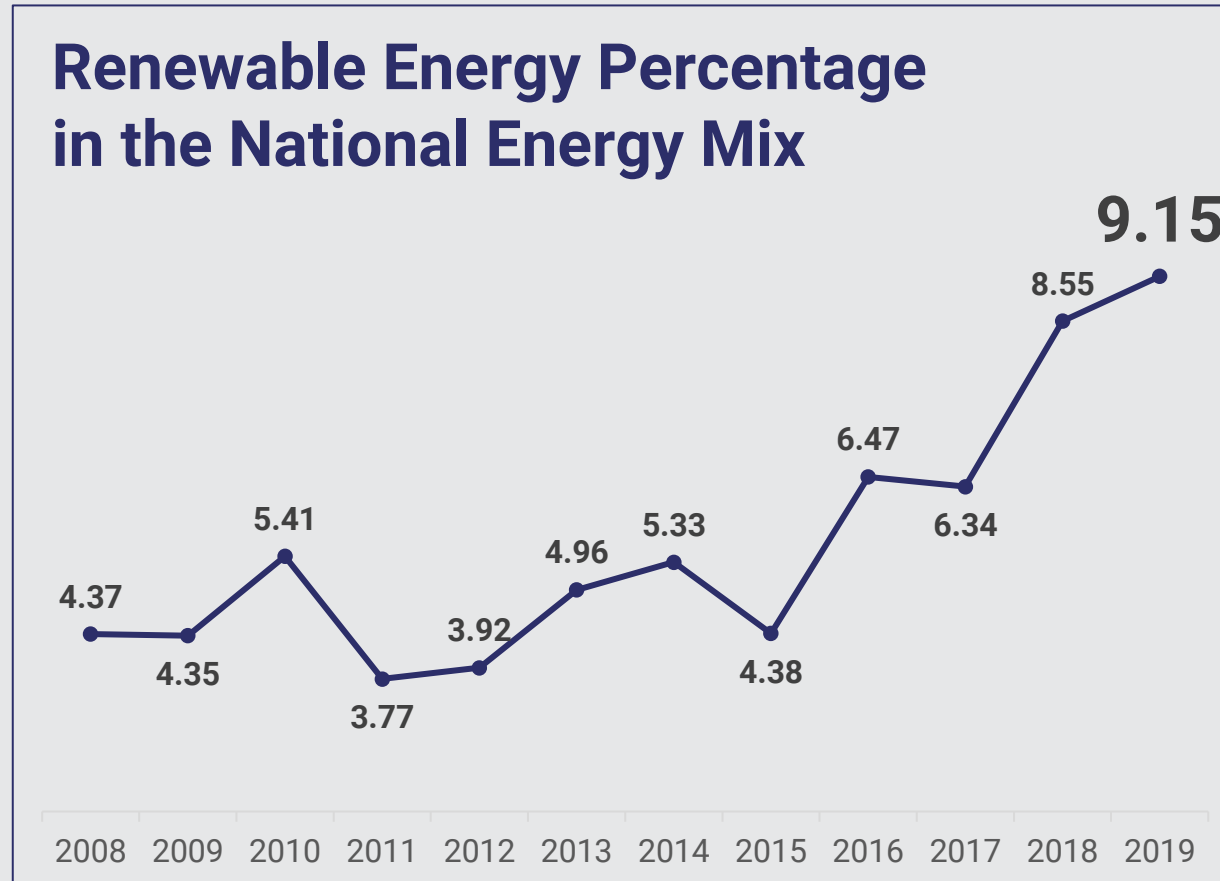
(Source: ESDM / Ministry of Energy and Mineral Resources, 2020)





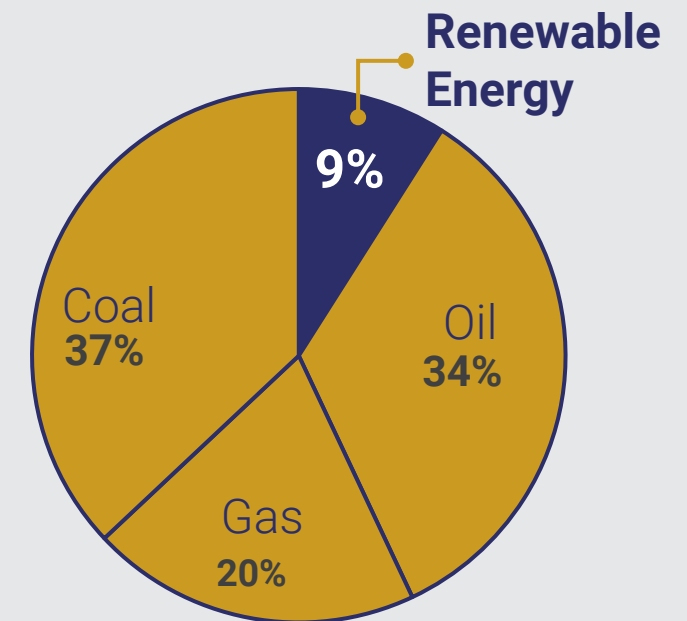
## Renewable Energy

### Renewable Energy Percentage in the National Energy Mix



(Source: ESDM / Ministry of Energy and Mineral Resources, 2020)

2019





Renewable  
Energy

## PLN's Development Plan for Renewable Energy Power Plants (2019 – 2028)

Renewable Energy Sources	Capacity (MW)
Geothermal	4,607
Hydro	8,009
Micro Hydro	1,534
Solar PV	908
Wind	855
Biomass	794
Marine	7

(Source: ESDM / Ministry of Energy and Mineral Resources, 2020)



KENCANA  
ENERGY

Renewable energy today and tomorrow



**THANK YOU**



**KENCANA ENERGY**

# **PAPARAN PUBLIK**

**PT KENCANA ENERGI LESTARI Tbk**

**Ballroom Maqna Residence  
Rabu, 29 Juli 2020**